

# DATA SHEET : CKRF2430XS01

0.1 to 6.0GHz SP3T Switch for Bluetooth® and 802.11a/b/g/n



## Features

- Control voltage :  
VC(H) = 1.8 to 5.0 V (3.0V TYP.)  
VC(L) = -0.2 to 0.2 V (0V TYP.)
- Low Insertion Loss :  
Lins = 0.50 dB TYP. @ f = 2.0 to 2.5 GHz  
Lins = 0.60 dB TYP. @ f = 4.9 to 6.0 GHz
- High Isolation :  
ISL = 28 dB TYP. @ f = 2.0 to 2.5 GHz  
ISL = 25 dB TYP. @ f = 4.9 to 6.0 GHz
- Handling power :  
Pin (1dB) = +31.0 dBm TYP.  
@ VC(H) = 3.0 V, VC(L) = 0 V

## Package


- 8-pin Thin SON (XS01) Package  
(1.5mm x 1.5mm x 0.37mm)

## Description

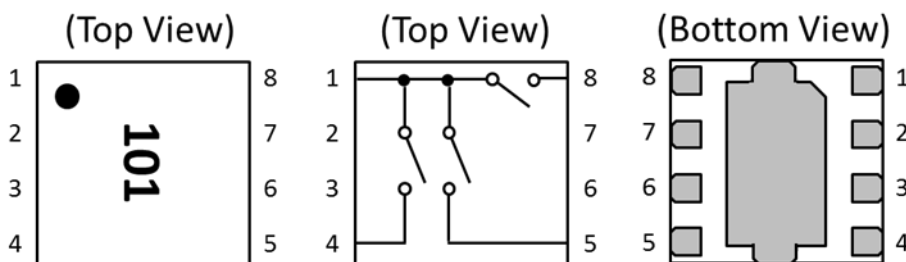
- The CKRF2430XS01 is a pHEMT GaAs SP3T (Single Pole Three Throw) switch. This device can operate frequency from 0.1GHz to 6.0GHz, having the low insertion loss and high isolation.

## Applications

- Bluetooth
- Wireless LAN (IEEE 802.11 a/b/g/n)



## Pin Configuration And Internal Block Diagram



Pin No.	Pin Name
1	RFC
2	GND
3	VC1
4	RF1
5	RF2
6	VC2
7	VC3
8	RF3

Remark Exposed pad : GND

## Ordering Information

Part Number	Order Number	Package	Marking	Supplying Form
CKRF2430XS01-C2	CKRF2430XS01-C2-J	8-pin plastic TSON (Pb-Free)	101	• Embossed tape 8 mm wide • Pin 1, 8 face the perforation side of the tape • Qty 10 kpcs/reel

# DATA SHEET : CKRF2430XS01



## 0.1 to 6.0GHz SP3T Switch for Bluetooth® and 802.11a/b/g/n

### Absolute Maximum Ratings

(T<sub>A</sub> = +25°C, unless otherwise specified)

Parameter	Symbol	Rating	Unit
Control Voltage	VC	6.0 <sup>Note 1</sup>	V
Input Power	P <sub>in</sub>	+32.0 <sup>Note 2</sup>	dBm
Operating Ambient Temperature	T <sub>A</sub>	-45~+85	°C
Storage Temperature	T <sub>stg</sub>	-55~+150	°C

Note 1. |VC1 - VC2| ≤ 6.0V

2. 3.0V ≤ |VC1 - VC2| ≤ 5.0V

### Recommended Operating Range

(T<sub>A</sub> = +25°C, unless otherwise specified)

Parameter	Symbol	MIN.	TYP.	MAX.	Unit
Operating Frequency	f	0.1	-	6.0	GHz
Switch Control Voltage (H)	VC(H)	+1.8	+3.0	+5.0	V
Switch Control Voltage (L)	VC(L)	-0.2	0	+0.2	V

### Truth Table

VC1	VC2	VC3	RFC-RF1	RFC-RF2	RFC-RF3
High	Low	Low	ON	OFF	OFF
Low	High	Low	OFF	ON	OFF
Low	Low	High	OFF	OFF	ON

# DATA SHEET : CKRF2430XS01



## 0.1 to 6.0GHz SP3T Switch for Bluetooth® and 802.11a/b/g/n

### Electrical Characteristics 1

(T<sub>A</sub>=+25°C, VC(H)=3.0V, VC(L)=0V, DC Block Capacitance=8pF, Zo=50Ω, unless otherwise specified)

Parameter	Symbol	Path	Condition	MIN.	TYP.	MAX.	Unit
Insertion Loss	L <sub>INS</sub>	RFC to RF1, 2, 3 (ON)	f=0.1GHz to 1.0GHz <sup>Note 1</sup>	---	0.40	0.55	dB
			f=1.0GHz to 2.0GHz <sup>Note 1</sup>	---	0.40	0.55	dB
			f=2.0GHz to 2.5GHz	---	0.50	0.65	dB
			f=2.5GHz to 4.9GHz	---	0.55	0.70	dB
			f=4.9GHz to 6.0GHz	---	0.60	0.80	dB
Isolation	ISL	RFC to RF1, 2, 3 (OFF)	f=0.1GHz to 1.0GHz <sup>Note 1</sup>	30	33	---	dB
			f=1.0GHz to 2.0GHz <sup>Note 1</sup>	27	30	---	dB
			f=2.0GHz to 2.5GHz	25	28	---	dB
			f=2.5GHz to 4.9GHz	23	28	---	dB
			f=4.9GHz to 6.0GHz	20	25	---	dB
Return Loss	RL	RFC to RF1, 2, 3 (ON)	f=0.1GHz to 1.0GHz <sup>Note 1</sup>	15	20	---	dB
			f=1.0GHz to 2.0GHz <sup>Note 1</sup>	15	20	---	dB
			f=2.0GHz to 2.5GHz	15	20	---	dB
			f=2.5GHz to 4.9GHz	15	20	---	dB
			f=4.9GHz to 6.0GHz	15	20	---	dB
0.1dB Loss Compression Input Power <sup>Note 2</sup>	P <sub>in(-0.1dB)</sub>	RFC to	f=2.5GHz	+25.0	+28.0	---	dBm
		RF1, 2, 3	f=6.0GHz	+25.0	+28.0	---	dBm
1dB Loss Compression Input Power <sup>Note 3</sup>	P <sub>in(-1dB)</sub>	RFC to	f=2.5GHz	+28.0	+31.0	---	dBm
		RF1, 2, 3	f=6.0GHz	+28.0	+31.0	---	dBm
3rd Order Input Intercept Point	IIP <sub>3</sub>		f=2.5GHz, 2-tone 5MHz Spacing	---	+55	---	dBm
2nd Harmonics	2f <sub>0</sub>		f=2.5GHz, P <sub>in</sub> =+22dBm	---	75	---	dBc
3rd Harmonics	3f <sub>0</sub>		f=2.5GHz, P <sub>in</sub> =+22dBm	---	70	---	dBc
Switching Speed	T <sub>SW</sub>		f=1.0GHz	---	80	---	ns
Switch Control Current	I <sub>CONT</sub>		RF none	---	2	10	uA

Note 1. DC block capacitance = 330pF at f=0.1 to 2.0GHz

2. P<sub>in(0.1dB)</sub> is the measured input power level when the insertion loss increases 0.1dB more than that of the linear range.

3. P<sub>in(1dB)</sub> is the measured input power level when the insertion loss increases 1dB more than that of the linear range.

# DATA SHEET : CKRF2430XS01



## 0.1 to 6.0GHz SP3T Switch for Bluetooth® and 802.11a/b/g/n

### Electrical Characteristics 2

( $T_A=+25^{\circ}\text{C}$ ,  $V_C(H)=1.8\text{V}$ ,  $V_C(L)=0\text{V}$ , DC Block Capacitance=8pF,  $Z_0=50\Omega$ , unless otherwise specified)

Parameter	Symbol	Path	Condition	MIN.	TYP.	MAX.	Unit
Insertion Loss	$L_{INS}$	RFC to RF1, 2, 3 (ON)	f=0.1GHz to 1.0GHz <sup>Note 1</sup>	---	0.40	0.55	dB
			f=1.0GHz to 2.0GHz <sup>Note 1</sup>	---	0.40	0.55	dB
			f=2.0GHz to 2.5GHz	---	0.50	0.65	dB
			f=2.5GHz to 4.9GHz	---	0.55	0.70	dB
			f=4.9GHz to 6.0GHz	---	0.60	0.80	dB
Isolation	ISL	RFC to RF1, 2, 3 (OFF)	f=0.1GHz to 1.0GHz <sup>Note 1</sup>	30	33	---	dB
			f=1.0GHz to 2.0GHz <sup>Note 1</sup>	27	30	---	dB
			f=2.0GHz to 2.5GHz	25	28	---	dB
			f=2.5GHz to 4.9GHz	23	28	---	dB
			f=4.9GHz to 6.0GHz	20	25	---	dB
Return Loss	RL	RFC to RF1, 2, 3 (ON)	f=0.1GHz to 1.0GHz <sup>Note 1</sup>	15	20	---	dB
			f=1.0GHz to 2.0GHz <sup>Note 1</sup>	15	20	---	dB
			f=2.0GHz to 2.5GHz	15	20	---	dB
			f=2.5GHz to 4.9GHz	15	20	---	dB
			f=4.9GHz to 6.0GHz	15	20	---	dB
0.1dB Loss Compression Input Power <sup>Note 2</sup>	$P_{in(-0.1dB)}$	RFC to	f=2.5GHz	+19.0	+22.0	---	dBm
		RF1, 2, 3	f=6.0GHz	+18.0	+21.0	---	dBm
1dB Loss Compression Input Power <sup>Note 3</sup>	$P_{in(-1dB)}$	RFC to	f=2.5GHz	+22.0	+25.0	---	dBm
		RF1, 2, 3	f=6.0GHz	+21.0	+24.0	---	dBm
3rd Order Input Intercept Point	$IIP_3$		f=2.5GHz, 2-tone 5MHz Spacing	---	+47	---	dBm
2nd Harmonics	2f0		f=2.5GHz, $P_{in}=+22\text{dBm}$	---	75	---	dBc
3rd Harmonics	3f0		f=2.5GHz, $P_{in}=+22\text{dBm}$	---	60	---	dBc
Switching Speed	$T_{SW}$		f=1.0GHz	---	150	---	ns
Switch Control Current	$I_{CONT}$		RF none	---	2	10	uA

Note 1. DC block capacitance = 330pF at f=0.1 to 2.0GHz

2.  $P_{in(0.1dB)}$  is the measured input power level when the insertion loss increases 0.1dB more than that of the linear range.

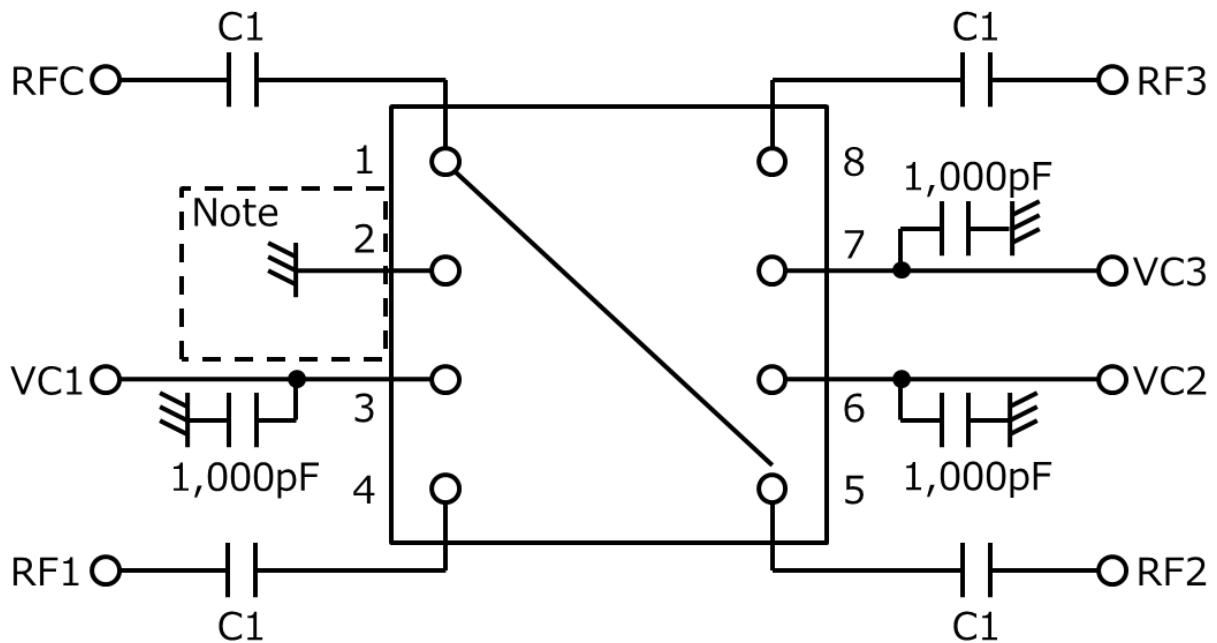
3.  $P_{in(1dB)}$  is the measured input power level when the insertion loss increases 1dB more than that of the linear range.

# DATA SHEET : CKRF2430XS01



0.1 to 6.0GHz SP3T Switch for Bluetooth® and 802.11a/b/g/n

## Evaluation Circuit



Note: It is recommended to connect the pin directly to the ground, or not to connect the pin to anything.

**Remarks** C1 : 0.1 to 2.0 GHz 330pF  
: 2.0 to 6.0 GHz 8pF

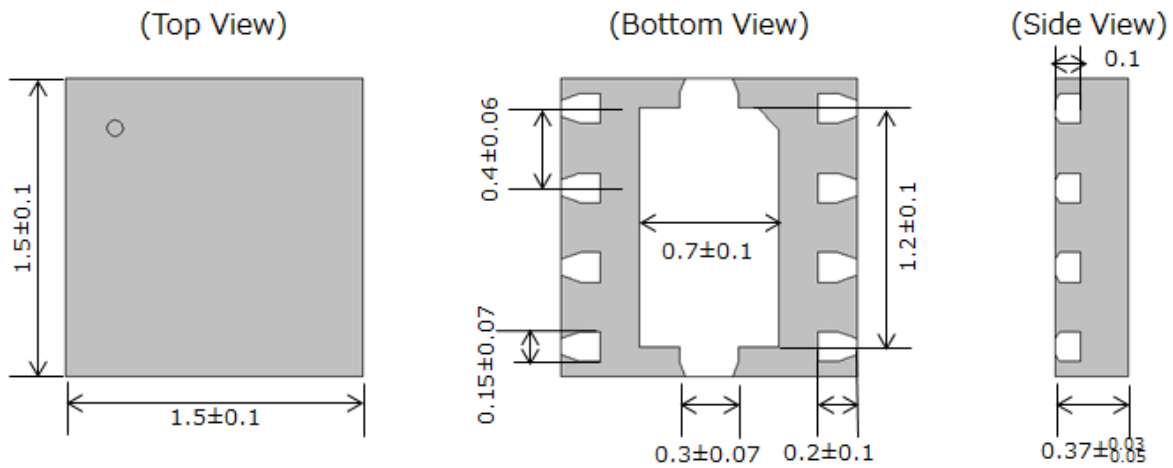
The application circuits and their parameters are for reference only and are not intended for use in actual design-ins. This device is used it is necessary to use DC Block Capacitance.

# DATA SHEET : CKRF2430XS01

0.1 to 6.0GHz SP3T Switch for Bluetooth® and 802.11a/b/g/n



## Package Dimensions



# DATA SHEET : CKRF2430XS01

## 0.1 to 6.0GHz SP3T Switch for Bluetooth® and 802.11a/b/g/n



### [CAUTION]

- All information included in this document is current as of the date this document is issued. Such information, however, is subject to change without any prior notice.
- You should not alter, modify, copy, or otherwise misappropriate any CDK product, whether in whole or in part.
- CDK does not assume any liability for infringement of patents, copyrights, or other intellectual property rights of third parties by or arising from the use of CDK products or technical information described in this document. No license, express, implied or otherwise, is granted hereby under any patents, copyrights or other intellectual property rights of CDK or others.
- Descriptions of circuits, software and other related information in this document are provided only to illustrate the operation of semiconductor products and application examples. You are fully responsible for the incorporation of these circuits, software, and information in the design of your equipment. CDK assumes no responsibility for any losses incurred by you or third parties arising from the use of these circuits, software, or information.
- CDK has used reasonable care in preparing the information included in this document, but CDK does not warrant that such information is error free. CDK assumes no liability whatsoever for any damages incurred by you resulting from errors in or omissions from the information included herein.
- Although CDK endeavors to improve the quality and reliability of its products, semiconductor products have specific characteristics such as the occurrence of failure at a certain rate and malfunctions under certain use conditions. Please be sure to implement safety measures to guard them against the possibility of physical injury, and injury or damage caused by fire in the event of the failure of a CDK product, such as safety design for hardware and software including but not limited to redundancy, fire control and malfunction prevention, appropriate treatment for aging degradation or any other appropriate measures  
Because the evaluation of microcomputer software alone is very difficult, please evaluate the safety of the final products or system manufactured by you.
- Please use CDK products in compliance with all applicable laws and regulations that regulate the inclusion or use of controlled substances, including without limitation, the EU RoHS Directive.  
CDK assumes no liability for damages or losses occurring as a result of your noncompliance with applicable laws and regulations.
- This document may not be reproduced or duplicated, in any form, in whole or in part, without prior written consent of CDK.
- Please contact a CDK if you have any questions regarding the information contained in this document or CDK products, or if you have any other inquiries.

# DATA SHEET : CKRF2430XS01

0.1 to 6.0GHz SP3T Switch for Bluetooth® and 802.11a/b/g/n



[Caution in the gallium arsenide (GaAs) product handling]

This product uses gallium arsenide (GaAs) of the toxic substance appointed in laws and ordinances. GaAs vapor and powder are hazardous to human health if inhaled or ingested.

- Do not dispose in fire or break up this product.
- Do not chemically make gas or powder with this product.
- When discard this product, please obey the law of your country.
- Do not lick the product or in any way allow it to enter the mouth.

[CAUTION]

Although this device is designed to be as robust as possible, ESD (Electrostatic Discharge) can damage this device. This device must be protected at all times from ESD. Static charges may easily produce potentials of several kilovolts on the human body or equipment, which can discharge without detection. Industry-standard ESD precautions should be used at all times.

Bluetooth is a trademark owned by Bluetooth SIG, Inc., U.S.A.

CHUO DENSHI KOGYO CO., LTD  
3400, Matsubase-machi Koyama, Uki-shi,  
Kumamoto, 869-0512, JAPAN  
Tel : +81-964-32-2730  
Fax : +81-964-32-3549  
URL : <http://www.en.cdk.co.jp/>

---

Contact info for inquiries  
Electronic Devices Division Sales and Planning Department  
TEL : +81-964-32-2750  
E-mail : [info@cdk.co.jp](mailto:info@cdk.co.jp)  
FAX : +81-964-32-3549

---